

## EXPATRIATES

### 19 BHUTANESE FOR 1 EXPAT

FDI companies employed a total of 240 foreign workers, which is 5.4 % of total regular employees in the companies.

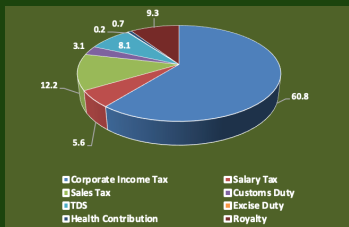
### 63% BY 7 COMPANIES

Seven companies employed 63 % of total regular employees during the year. Companies includes hotels ( Bhutan Resorts Private Limited, Bhutan Eco Venture Private Limited, Bhutan Ventures Hospitality Private Limited), financial institutions (BoBL, BNBL), ITES company (Scan Cafe Private Limited) & Mountain Hazelnut Ventures Private Limited.

## 3. TAX CONTRIBUTION

Contribution made by operating FDI companies as of 31st December, 2018 as per the survey stands at Nu. 1748 million, an increase by 11.7 % from the previous year.

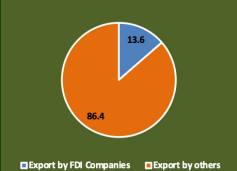
### TAX COMPOSITION



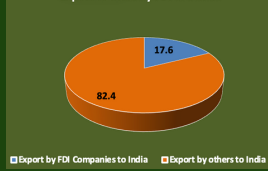
## 4. EXPORT CONTRIBUTION

FDI projects in manufacturing sector (11 in total) contributes 13.6 % to the total export basket as of 2018. Goods worth Nu. 4.2 billion were exported by these projects, of which Nu. 3.8 billion were exported to India accounting for 17.6 % of the total exports to India.

% share of export by FDI to overall export



Export to India by FDI & Others



# FDI ANNUAL BULLETIN

## 2019

### TALK TO US:

FDI Division, Dept. of Industry

Tel: +975-2-337623/330435

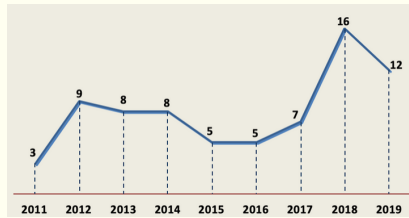
Fax: +975-2-337624

Email: [investbhutan@moea.gov.bt](mailto:investbhutan@moea.gov.bt)

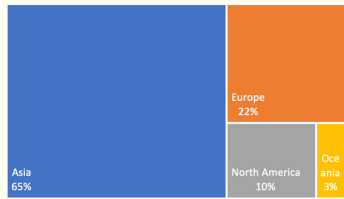
[www.moea.gov.bt](http://www.moea.gov.bt)

## FDI TREND: 2019

FDI inflow in terms of the number of projects decreased slightly during the year with a recorded number of 12 projects approved as of November 2019.



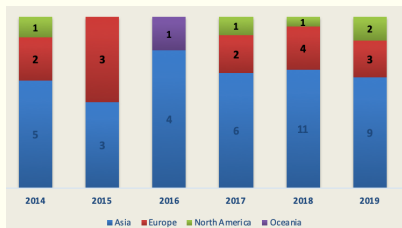
## ORIGIN OF INVESTORS



## 65 % IS FROM ASIA

From within Asia, India is the major source of investment **WITH 45 %** followed by Singapore **WITH 19 %** and Thailand **WITH 10 %**.

## TREND IN SOURCE COUNTRY



Year on year, Bhutan continues to receive FDIs mostly from Asian countries.

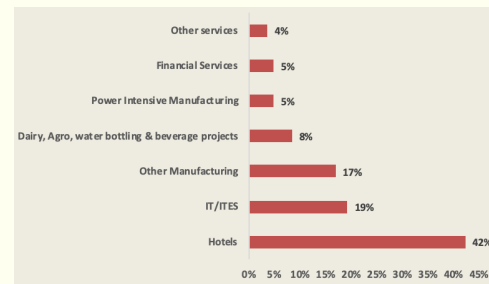
## FDI PROJECTS AS OF 2019

Total number of projects increased to 83 from 73 in 2018 with 12 new projects approved. 2 projects were dropped during the year.



## SERVICE SECTOR DOMINATES WITH 71 %

### SECTORAL SHARE OF FDI



**42 %** of approved projects are in hotel sector followed by 19 % in IT/ITES.

## FDI BY LOCATION

64 % of FDI projects approved are located in Thimphu, Paro and Phuentsholing with highest number ( 38 %) being in Thimphu.

**Thimphu is the preferred destination for FDI in service sector namely hotel and IT/ITES**

## FDI BY INVESTOR TYPE in 2019

**PRIVATE COMPANY: 50 %**  
**INDIVIDUAL INVESTOR: 50 %**

## FDI CONTRIBUTION

Annual survey conducted revealed some of the tangible impacts made by FDI. The contribution are:

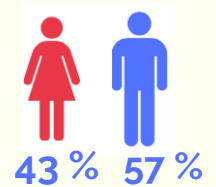
### 1. CAPITAL INFLOW: as of 31st Dec, 2018

Capital inflow from foreign investors increased significantly during the year 2018. Inflow in INR increased by 12 times and that in US\$ increased by 3.4 times. The inflow in Nu. Million are:

2017		2018	
INR	US\$	INR	US\$
22.2	6.2	267.5	20.8

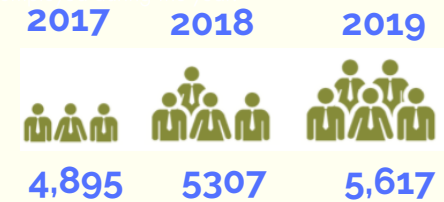
### 2. EMPLOYMENT :2019

FDI Regular Employees constitutes 32 % of total employment generated by Private Companies.



## EMPLOYMENT TREND

FDI companies employed a total of 5,617 employees up from 5307 employees in 2018, an increase of about 6 % from previous year.



## AVERAGE EMPLOYMENT: MANUFACTURING VS. SERVICE

